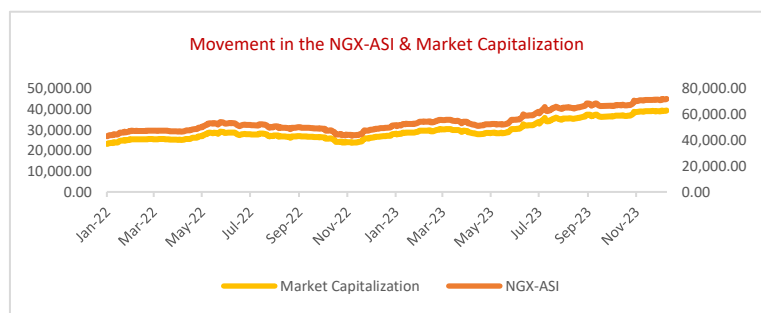




Week Closes Bullish as Equity Market Extends Gains with N244bn; Overnight NIBOR Decreases on Financial Liquidity Boost....

The bulls held sway on Friday as the benchmark index of the NGX inched further by 0.54% to close at 83,042.96 points while the market cap of listed equities advanced by 0.54% to N45.44 trillion. Also, the Exchange printed a higher number of gainers (49) than losers (19) as the year-to-date gain of the NGX ASI rose to 11.06%. There was a strong position taking in MBENEFIT, SUNUASSUR, IKEJAHOTEL, UNILEVER and CADBURY which recorded positive price movements by 10.00%, 10.00%, 9.96%, 9.94% and 9.82%, respectively. On the contrary, IMG, UPDC, OMATEK, CUTIX and FTNCOCOA saw their prices decline by 9.15%, 7.26%, 5.00%, 5.00% and 4.76%, respectively. Despite the positive movement of the index, trading activity on the NGX was relatively negative. There was a 36.88% decline in total traded value, totaling N9.10 billion, followed by a 31.53% decrease in total traded volume, amounting to 600.63 million units, and a 21.60% decline in total deals to 11,697 trades. A breakdown across the sub-sector gauges tracked indicated gains as four of the five sub-indices closed in the green zone. The Consumer Goods sector led the gainers with a 2.36% increase, followed by the Insurance, Banking and Oil/Gas indexes with gains of 0.89%, 0.54% and 0.19%, respectively. Meanwhile, the Industrial Goods sector was the only laggard as it declined by 0.07%. As the session concluded, TRANSCORP emerged as the most traded security by volume, with 54.44 million units traded in 883 trades, while ACCESSCORP led in traded value at N1.27 billion.



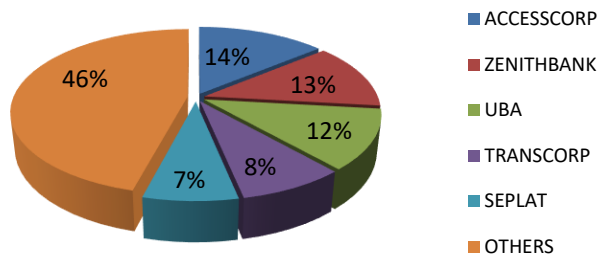
TENOR	NIBOR as @ 12/01/2024	NIBOR as @ 11/01/2024	PPT
Overnight	20.5000	22.7000	-2.20
1 Month	18.3800	18.7000	-0.32
3 Months	18.6300	17.1000	1.53
6 Months	18.6300	17.4000	1.23

Source: FMDQ

TENOR	NITTY as @ 12/01/2024	NITTY as @ 11/01/2024	PPT
1Month	1.9400	1.9400	0.00
3 Months	2.8800	3.2100	-0.33
6 Months	3.7500	4.2900	-0.54
12 Months	6.4500	7.0300	-0.58

Source: FMDQ

Today's biggest transactions by %age of total naira votes



MARKET STATISTICS	CLOSE	PREVIOUS	TODAY'S%	YTD %
All Share Index (ASI)	83,042.96	82,597.04	0.54	11.059
Deals	11,697	14,919	(21.60)	
Volume (millions)	600.63	877.28	(31.53)	
Value (₦' Millions)	9,097.78	14,414.38	(36.88)	
Market Cap (₦' billions)	45,442.50	45,198.51	0.54	11.059

SECTORED INDICES	CLOSE	PREVIOUS	TODAY'S % Δ
NGX BANKING	1,040.02	1,034.48	0.54
NGX INSURANCE	394.96	391.47	0.89
NGX CONSUMER GOODS	1,283.03	1,253.46	2.36
NGX OIL/GAS	1,057.02	1,055.06	0.19
NGX IND	2,944.24	2,946.43	-0.07

Source: NGX, Cowry Research

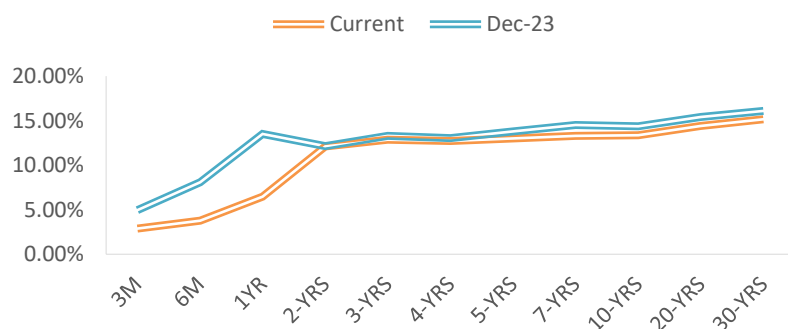
Bond Name	Maturity (Years)	Bid Price	Daily Δ	Offeryield	Yield YTD PPT Δ
16.29% FGN MAR 2027	10	109.01	0.76	12.73%	-0.003
12.50% FGN MAR 2035	15	92.09	1.18	13.90%	-0.010
16.25% FGN APR 2037	20	110.63	0.00	14.42%	-0.010
12.98% FGN MAR 2050	30	85.92	1.42	15.15%	-0.009

Source: FMDQ

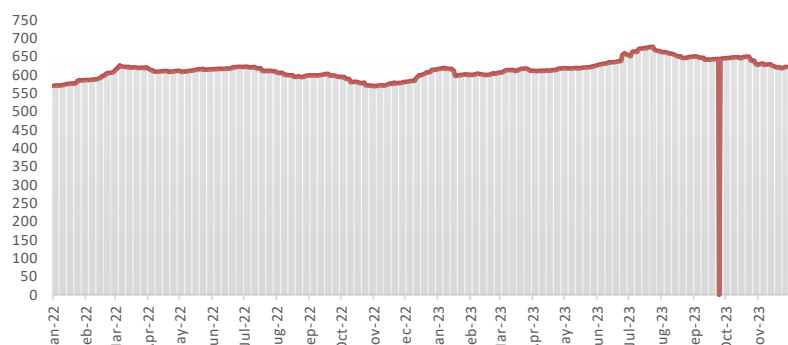
EurobondName	Maturity (Years)	Bid Price	Daily Δ	Offer Yield	Yield YTD PPT Δ
6.50 NOV 28, 2027	10	90.41	0.33	9.52%	0.003
7.69% FEB 23, 2038	20	80.32	0.49	10.38%	0.003
7.62% NOV 28, 2047	30	77.50	0.45	10.14%	0.002



NAIRA YIELD CURVE



S&P/FMDQ Nigeria Sovereign Bond Index (NGN)



Money Market

In the money market, the Overnight NIBOR displayed a downward movement, experiencing a 2.20% decrease to settle at 20.50%, indicating a liquidity ease in the system. Likewise, the 1-month NIBOR declined by 0.32%. Meanwhile, the 3-month and 6-month NIBOR rates increased by 1.53% and 1.23%, respectively. Key money market rates, including the open repo rate (OPR) and overnight lending rate (OVN), nosedived and concluded at 16.58% and 17.80%, respectively.

In the Nigerian Interbank Treasury Bills market, yields across various tenor options declined, except for the 1-month NITTY rate which closed flat. Consequently, NITTY rates fell by 33bps, 54bps and 58bps for the 3-month, 6-month, and 12-month maturity. In the secondary market for Nigerian Treasury Bills, the average yield stayed muted at 3.19%.

Bond Market

Moving to the secondary market for FGN Bonds, market activity was slightly bullish leading to a 0.08% decline in the average secondary market yield, settling at 13.28%.

In Nigeria's sovereign Eurobonds market, the prevailing sentiment was positive across all ends of the yield curve, causing a decrease of 0.08% in the average yield to 9.90%.

Foreign Exchange Market

Shifting to the foreign exchange market, Naira depreciated by 1.80% to close at N890.54 to the US dollar. In the parallel market, the Naira closed at N1,269 per dollar.

Global Commodity Market

In the global commodity market WTI crude futures advanced by 2.48% to \$73.81 per barrel on Friday. Also, the Brent Crude closed higher at \$79.54 per barrel.

Source: FMDQ, Trading Economics, OilPrice.com, S&P Dow Jones, Cowry Research

USD/NGN Exchange Rate	12/01/2024	Previous	Daily %
I&E FX	N890.54	N874.79	1.80%
Parallel	N1,269	N1,257	0.95%

Major Currencies & Commodities	12/01/2024	Daily %	Yearly %
EURUSD	1.0959	-0.10%	1.17%
GBPUSD	1.275	-0.06%	4.27%
USDZAR	18.6078	-0.15%	10.85%
USDEGP	30.8976	0.15%	4.74%
Crude Oil, \$/bbl	73.805	2.48%	-8.05%
Brent, \$/bbl	79.543	2.76%	-7.05%
Natural Gas, \$/MMBtu	3.327	7.44%	4.75%
Coal, \$/T	130.75	-2.06%	-65.32%
Gold, \$/t.oz	2055.6	1.36%	7.04%
Wheat, \$/Bu	610.83	1.17%	-17.87%
Palm Oil, MYR/T	3856	1.63%	0.39%
Cocoa, \$/T	4332	1.36%	63.52%

IMPORTANT DISCLOSURES

This report is produced by the Research Desk, Cowry Asset Management Limited (COWRY) as a guideline for Clients that intend to invest in securities on the basis of their own investment decision without relying completely on the information contained herein. The opinion contained herein is for information purposes only and does not constitute any offer or solicitation to enter into any trading transaction. While care has been taken in preparing this document, no responsibility or liability whatsoever is accepted by any member of COWRY for errors, omission of facts, and any direct or consequential loss arising from the use of this report or its contents.



Cowry Daily Market Insight 12 January 2024

Corporate Bond Issuer	Description	Issue Date	Maturity Date	Coupon (%)	Yield (%)	Daily Δ
DANGOTE CEMENT PLC	11.25 DANGCEM IA 30-MAY-2024	26-May-21	30-May-24	11.25	3.72	0.00
FLOUR MILLS OF NIGERIA PLC	11.10 FLOURMILLS IIIB 27-FEB-2025	27-Feb-20	27-Feb-25	11.10	12.30	0.03
LAPO MFB SPV PLC	13.00 LAPO MFB II 30-MAR-2025	30-Mar-20	30-Mar-25	13.00	10.46	0.01
DANGOTE CEMENT PLC	12.50 DANGCEM I 30-APR-2025	24-Apr-20	30-Apr-25	12.50	12.98	0.00
UNITED CAPITAL PLC	12.50 UNICAP I 28-MAY-2025	28-May-20	28-May-25	12.50	8.73	0.04
PARTHIAN PARTNERS FUNDING SPV PLC	13.50 PAPF SPV I 27-Jul-2025	27-Jul-22	27-Jul-25	13.50	14.53	0.00
UNION BANK OF NIGERIA PLC	15.75 UNION II 3-SEP-2025	07-Sep-18	03-Sep-25	15.75	13.92	0.00
STERLING INV. MGT. PLC	16.25 STERLING INV. II 6-OCT-2025	05-Oct-18	06-Oct-25	16.25	16.31	0.00
WEMA FUNDING SPV PLC	16.50 WEMA FUNDING SPV II 12-OCT-2025	12-Oct-18	12-Oct-25	16.50	16.38	0.00
CORONATION MB FUNDING SPV PLC	6.25 CORO MB SPV I 30-NOV-2025	30-Nov-20	30-Nov-25	6.25	15.11	0.00
FLOUR MILLS OF NIGERIA PLC	5.50 FLOURMILLS IV A 15-DEC-2025	14-Dec-20	15-Dec-25	5.50	13.75	0.00
CARDINALSTONE FINANCING SPV PLC	7.00 CARDINAL SPV I 30-DEC-2025	30-Dec-20	30-Dec-25	7.00	10.43	0.01
FSDH FUNDING SPV PLC	8.50 FSDH SPV PLC IA 16-FEB-2026	16-Feb-21	16-Feb-26	8.50	13.81	-0.02
FSDH FUNDING SPV PLC	8.00 FSDH SPV PLC IB 16-FEB-2026	16-Feb-21	16-Feb-26	8.00	13.81	-0.02
MECURE INDUSTRIES FUNDING SPV PLC	13.00 MECURE SPV PLC I 31-MAR-2026	31-Mar-21	31-Mar-26	13.00	12.84	0.00
FLOUR MILLS OF NIGERIA PLC	14.5 FLOURMILL I 9-MAY-2026	09-May-23	09-May-26	14.50	13.99	0.00
DANGOTE CEMENT PLC	12.50 DANGCEM IB 30-MAY-2026	26-May-21	30-May-26	12.50	13.80	-0.09
ACCESS BANK PLC	15.50 ACCESS BANK 23-JUL-2026	23-Jul-19	23-Jul-26	15.50	15.56	0.00
MTN NIGERIA COMMUNICATIONS PLC	13.50 MTNN IA 30-SEP-2026	30-Sep-22	30-Sep-26	13.50	13.77	-0.17
SUNDRY FOODS FUNDING SPV PLC	13.50 SUNDRY SPV PLC I 15-DEC-2026	15-Dec-21	15-Dec-26	13.50	13.89	0.00
EAT & GO FINANCE SPV PLC	14.25 EAT & GO FINANCE SPV 17-DEC-2026	17-Dec-19	17-Dec-26	14.25	15.27	0.00
DANGOTE CEMENT PLC	11.85 DANGCEM IIA 30-APR-2027	27-Apr-22	30-Apr-27	11.85	13.83	-0.21
AXXELA FUNDING 1 PLC	14.30 AXXELA I 20-MAY-2027	20-May-20	20-May-27	14.30	15.57	0.00
ACCELEREX SPV PLC	14.00 ACSP I 15-JUN-2027	15-Jun-22	15-Jun-27	14.00	16.04	-0.16
NOVAMBL INVESTMENTS SPV PLC	12.00 NOVAMBL SPV I 23-JUL-2027	23-Jul-20	23-Jul-27	12.00	16.83	-0.18
UNICAP	15.00 UNICAP II 14-SEP-2027	14-Sep-22	14-Sep-27	15.00	14.87	-0.13
*NMRC	7.20 NMRC III 2-NOV-2027	02-Nov-20	02-Nov-27	7.20	16.30	-0.01
VIATHAN FUNDING PLC	16.00 VIATHAN (GTD) 14-DEC-2027	15-Dec-17	14-Dec-27	16.00	13.80	-0.09

www.cowryasset.com

IMPORTANT DISCLOSURES

This report is produced by the Research Desk, Cowry Asset Management Limited (COWRY) as a guideline for Clients that intend to invest in securities on the basis of their own investment decision without relying completely on the information contained herein. The opinion contained herein is for information purposes only and does not constitute any offer or solicitation to enter into any trading transaction. While care has been taken in preparing this document, no responsibility or liability whatsoever is accepted by any member of COWRY for errors, omission of facts, and any direct or consequential loss arising from the use of this report or its contents.



Cowry Daily Market Insight 12 January 2024

Corporate Bond Issuer	Description	Issue Date	Maturity Date	Coupon (%)	Yield (%)	Daily Δ
FLOUR MILLS OF NIGERIA PLC	6.25 FLOURMILLS IV B 14-DEC-2027	14-Dec-20	14-Dec-27	6.25	14.61	-0.06
BUA CEMENT PLC	7.50 BUACEM I 30-DEC-2027	30-Dec-20	30-Dec-27	7.50	13.81	-0.05
*ARADEL HOLDINGS PLC	17.00 ARAD I 13-JAN-2028	13-Jan-23	13-Jan-28	17.00	13.76	-0.21
MTN NIGERIA COMMUNICATIONS PLC	13.00 MTN COM PLC I 5-MAY-2028	05-May-21	05-May-28	13.00	13.92	-0.08
DANGOTE CEMENT PLC	13.50 DANGCEM IC 30-MAY-2028	26-May-21	30-May-28	13.50	14.07	-0.01
C&I LEASING PLC	15.50 C&I LEASING II 3-JUN-2028	03-Jun-21	03-Jun-28	15.50	15.42	-0.15
CERPAC RECEIVABLES FUNDING SPV PLC	14.50 CERPAC-SPV III 15-JUL-2028	10-Sep-21	15-Jul-28	14.50	16.05	-0.23
ARDOVA PLC	13.30 ARDOVA PLC IA 12-NOV-2028	12-Nov-21	12-Nov-28	13.30	14.30	-0.14
EAT & GO FINANCE SPV PLC	13.25 EAT & GO FINANCE SPV 8-MAR-2029	08-Mar-22	08-Mar-29	13.25	15.90	-0.22
PRESKO PLC	12.85 PRESKO PLC 5-APR-2029	05-Apr-22	05-Apr-29	12.85	14.75	-0.19
DANGOTE CEMENT PLC	12.35 DANGCEM IIB 30-APR-2029	27-Apr-22	30-Apr-29	12.35	14.39	-0.01
UNION BANK OF NIGERIA PLC	16.20 UNION III 27-JUN-2029	27-Jun-19	27-Jun-29	16.20	16.65	-0.02
DANGOTE INDUSTRIES FUNDING PLC	12.75 DANGIFP IA 19-JUL-2029	19-Jul-22	19-Jul-29	12.75	15.16	-0.02
GEREGU POWER PLC	14.50 GERP I 28-JUL-2029	28-Jul-22	28-Jul-29	14.50	15.71	-0.21
*NMRC	14.90 NMRC I 29-JUL-2030	29-Jul-15	29-Jul-30	14.90	13.94	-0.07
TSL SPV PLC	10.00 TSL SPV I (GTD) 6-OCT-2030	06-Oct-20	06-Oct-30	10.00	15.46	-0.19
FBNQ MB FUNDING SPV PLC	6.25 FBNQ MB SPV II 16-DEC-2030	16-Dec-20	16-Dec-30	6.25	14.40	-0.13
FIDELITY BANK PLC	8.50 FIDELITY I 7-JAN-2031	07-Jan-21	07-Jan-31	8.50	14.40	-0.14
PRIMERO BRT SECURITISATION SPV PLC	17.00 PRIMERO BRT-SPV 27-OCT-2031	24-May-19	27-Oct-31	17.00	16.20	-0.20
MTN NIGERIA COMMUNICATIONS PLC	12.75 MTN COM PLC II 4-NOV-2031	04-Nov-21	04-Nov-31	12.75	14.39	-0.13
ARDOVA PLC	13.65 ARDOVA PLC IB 12-NOV-2031	12-Nov-21	12-Nov-31	13.65	14.72	-0.03
GPC-SPV COMPANY PLC	13.00 GPC SPV PLC (GTD) 23-NOV-2031	23-Nov-21	23-Nov-31	13.00	14.17	0.00
PAT DIGITAL INFRA FUND SPV PLC	13.25 PAT SPV PLC (GTD) 2-FEB-2032	02-Feb-22	02-Feb-32	13.25	14.49	0.00
DANGOTE CEMENT PLC	13.00 DANGCEM IIC 30-APR-2032	27-Apr-22	30-Apr-32	13.00	15.01	-0.23
DANGOTE CEMENT PLC	13.00 DANGCEM IIC 30-APR-2032	19-Jul-22	19-Jul-32	13.50	15.23	-0.24
MTN NIGERIA COMMUNICATIONS PLC	14.50 MTNN IB 30-SEP-2032	30-Sep-22	30-Sep-32	14.50	14.54	-0.24
DANGOTE INDUSTRIES FUNDING PLC	13.50 DANGIFP IB 19-JUL-2032	19-Jul-22	19-Jul-32	16.75	15.56	-0.24
*NMRC	13.80 NMRC II 15-MAR-2033	21-May-18	15-Mar-33	13.80	14.32	-0.04
GEL UTILITY FUNDING SPV PLC	15.15 GEL UTILITY-SPV (GTD) 28-AUG-2034	28-Aug-19	28-Aug-34	15.15	14.98	-0.13
LFZC FUNDING SPV PLC	13.25 LFZC II 16-MAR-2042	10-May-22	16-Mar-42	13.25	15.37	-0.02
LFZC FUNDING SPV PLC	15.25 LFZC III 29-MAR-2043	29-Mar-23	29-Mar-43	19.76	15.54	0.05
FCMB GROUP PLC	16.00 FCMB I (PERP)	16-Feb-23	-	16.00	15.08	-0.01
FCMB GROUP PLC	16.00 FCMB II (PERP)	24-Oct-23	-	16.00	14.40	0.00

www.cowryasset.com

IMPORTANT DISCLOSURES

This report is produced by the Research Desk, Cowry Asset Management Limited (COWRY) as a guideline for Clients that intend to invest in securities on the basis of their own investment decision without relying completely on the information contained herein. The opinion contained herein is for information purposes only and does not constitute any offer or solicitation to enter into any trading transaction. While care has been taken in preparing this document, no responsibility or liability whatsoever is accepted by any member of COWRY for errors, omission of facts, and any direct or consequential loss arising from the use of this report or its contents.



Cowry Daily Market Insight 12 January 2024

www.cowryasset.com

IMPORTANT DISCLOSURES

This report is produced by the Research Desk, Cowry Asset Management Limited (COWRY) as a guideline for Clients that intend to invest in securities on the basis of their own investment decision without relying completely on the information contained herein. The opinion contained herein is for information purposes only and does not constitute any offer or solicitation to enter into any trading transaction. While care has been taken in preparing this document, no responsibility or liability whatsoever is accepted by any member of COWRY for errors, omission of facts, and any direct or consequential loss arising from the use of this report or its contents.